

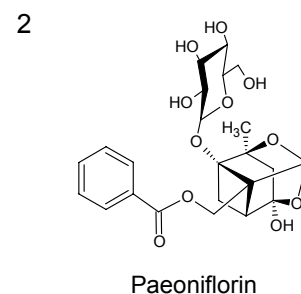
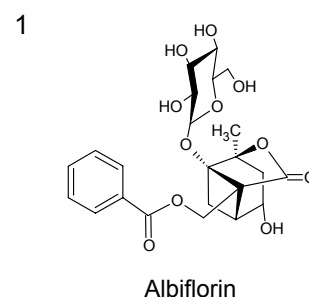
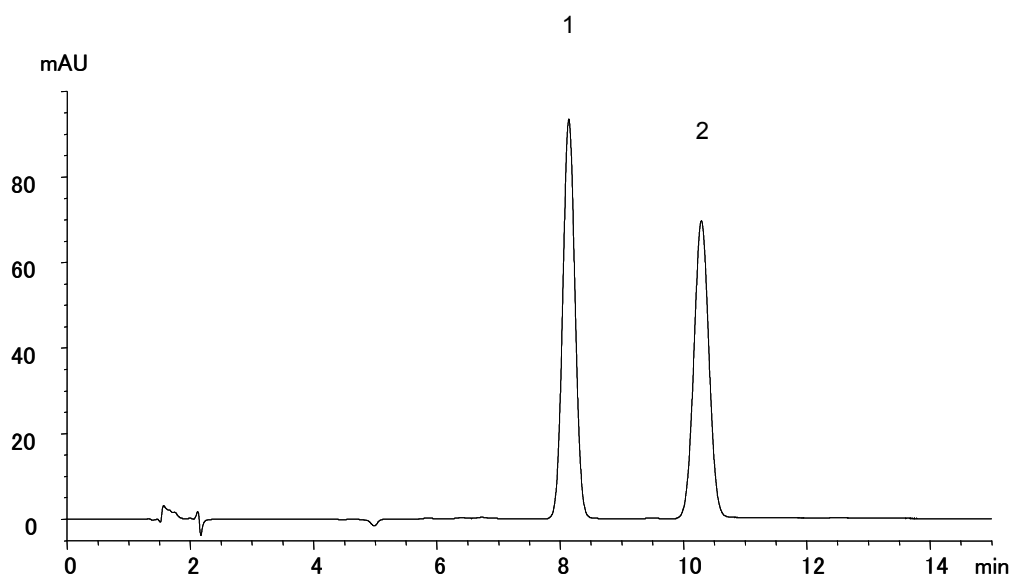
ペオニフロリン（日本薬局方 16 改正記載条件）
Paeoniflorin (The Japanese Pharmacopoeia 16th)

B111003D

System suitability solution

(0.1 mg/mL Albiflorin, 0.1 mg/mL Paeoniflorin)

	System suitability requirement	result
Resolution (1, 2)	≥ 2.5	5.2



Column : YMC-Triart C18 (5 μ m, 12 nm)
150 X 4.6 mm I.D.

Eluent : water/acetonitrile/phosphoric acid (850/150/1)

Flow rate : 1.1 mL/min (*adjust the flow rate so that the retention time of paeoniflorin is about 10 min*)

Temperature : 20°C

Detection : UV at 232 nm

Injection : 10 μ L

[The Japanese Pharmacopoeia 16th; "Syakuyaku (Peony Root)", Assay]