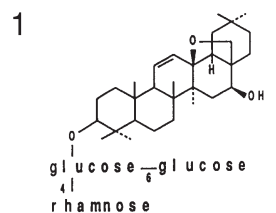
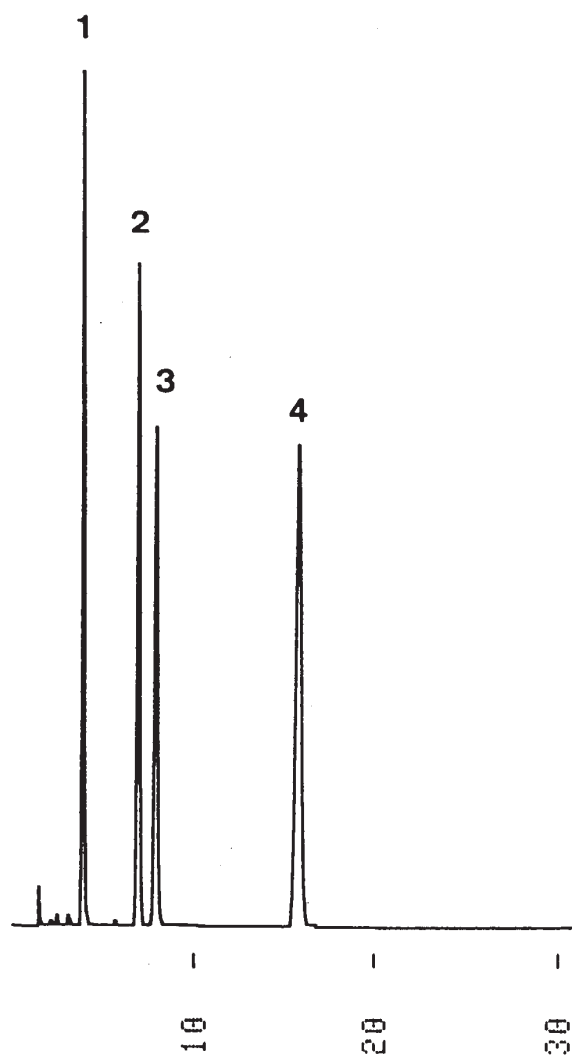
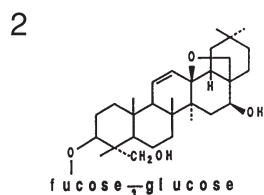


サイコサポニン  
Saikosaponins

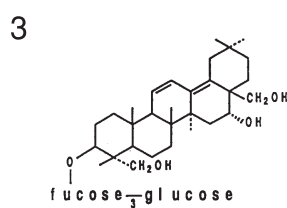
S931210D



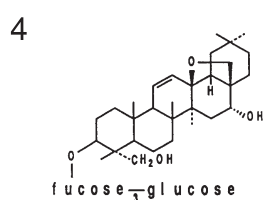
Saikosaponin c



Saikosaponin a



Saikosaponin b2



Saikosaponin d

Column : J'sphere ODS-L80 (4  $\mu$ m, 8nm)  
150  $\times$  4.6 mm I.D.  
Eluent : acetonitrile/water (38/62)  
Flow rate : 1.0 mL/min  
Temperature : 37  $^{\circ}$ C  
Detection : UV at 210 nm, 0.26 AUFS  
Injection : 8  $\mu$ L (0.5~0.75 mg/mL)