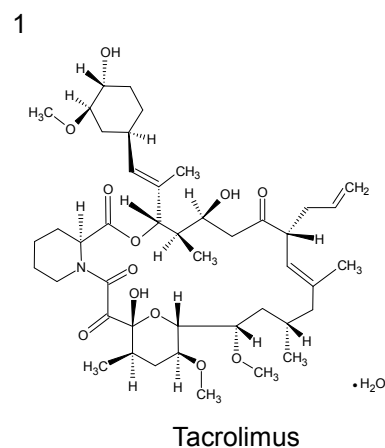
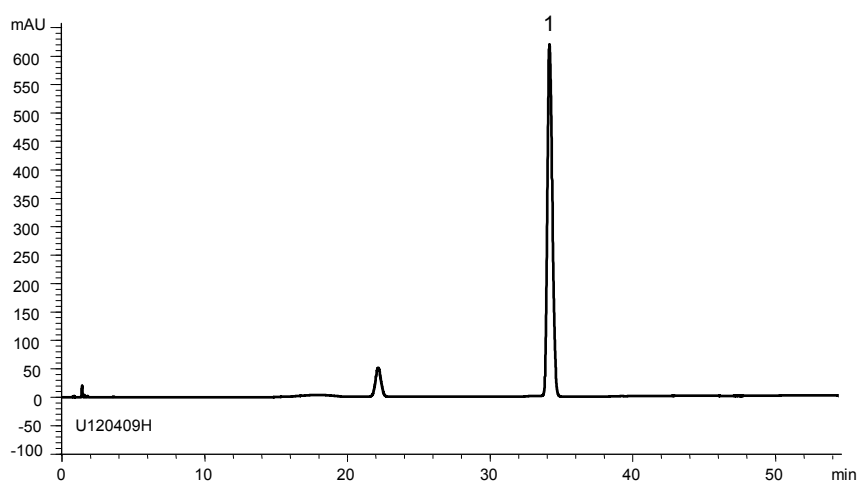


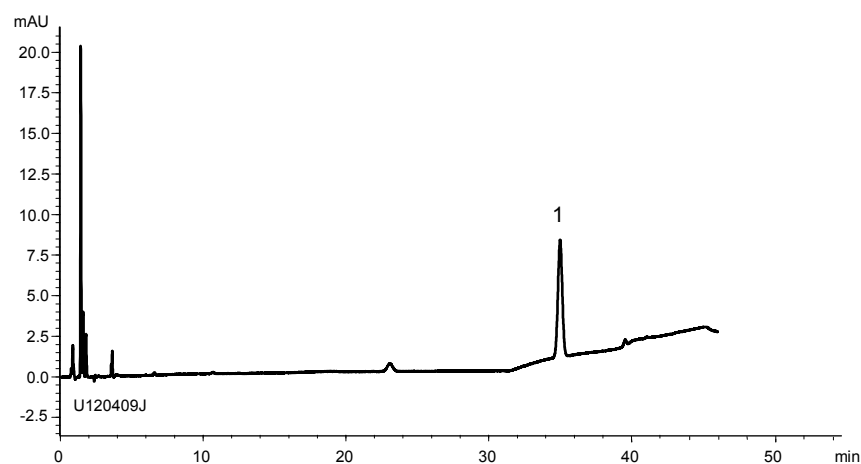
タクロリムス
Tacrolimus

U120413A

(A) Assay: Standard solution*¹, Sample solution*¹ / Organic Impurities Procedure 2: Sample solution*¹
(3 mg/mL Tacrolimus)



(B) Organic Impurities Procedure 2: Standard solution*¹
(30 µg/mL Tacrolimus)



Column : YMC-Triart C18 (3 µm, 12 nm)
150 X 4.6 mm I.D.

Eluent : A) 6 mM phosphoric acid/solution*² (4/1)
B) 6 mM phosphoric acid/solution*² (1/4)
28%B (0-30 min), 28-85%B (30-53 min)
*² acetonitrile/*tert*-butyl methyl ether (81/19)

Flow rate : 1.5 mL/min

Temperature : 60°C

Detection : UV at 220 nm

Injection : 20 µL

(The United States Pharmacopeial Forum 36(6); Assay, Organic Impurities Procedure 2)

*¹ All standard and sample solutions were prepared from Tacrolimus supplied as a reagent for laboratory use.