





Sensitivity · Selectivity · Robustness

YMC Capillary Columns for MicroLC and NanoLC



Drug Discovery
Life Science
Bioanalysis
Food
Environmental



Introduction

Miniaturisation of liquid chromatography in combination with mass spectrometry has several advantages including improvements in sensitivity, especially at low concentration levels and dramatically reduced solvent consumption, compared to conventional HPLC or UHPLC.

With further method optimisation, run time can also be reduced and therefore more solvent or time can be saved. To meet the requirements of MicroLC/NanoLC YMC offers capillary columns especially designed for rapid high-resolution gradient chromatography.

Selectivity:

- All fully porous YMC phases
- Phases for RP, NP, HILIC, chiral LC and SEC
- Variety of dimensions
- Particles from 1.9 to 5 μm

Sensitivity:

- Extremely low sample volumes and flow rates
- Compatible with most Micro-/NanoLC/MS systems
- Guard columns, also for trapping/desalting

Robustness:

- Long column lifetimes
- Exceptional column-to-column reproducibility
- Excellent lot-to-lot reproducibility



Contents

	page
Capillary column efficiencies	4-5
MicroLC applications	6-17
Clinical.....	6-7
Biopharma.....	8-11
Food.....	12-17
Solutions for small molecules	18-19
Columns for biomolecules	20-21
YMC capillary column hardware	22-23
Ordering information	24-26

Columns in micro format

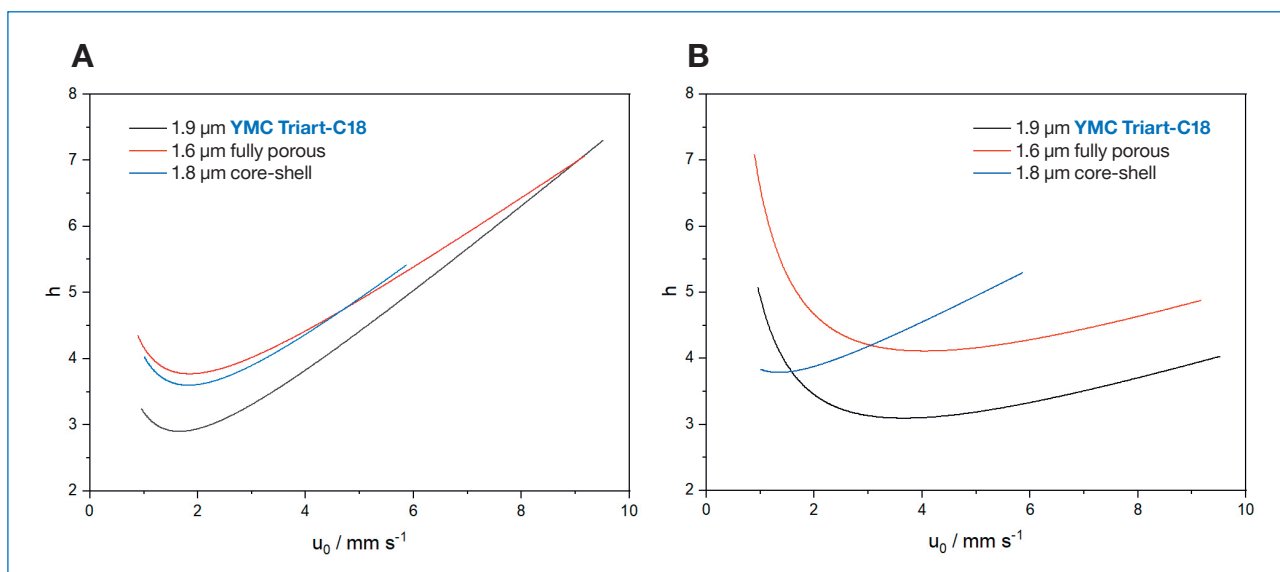
YMC MicroLC columns: highest efficiency

YMC-Triart C18 MicroLC columns packed with 1.9 μm particles show the highest column efficiency in an efficiency study using van Deemter analysis. Results for YMC MicroLC columns show:

- **increased resolution**
- **increased separation speed**
- **reduced solvent consumption**
- **reduced cycle times**

Highest Efficiency: Van Deemter analysis

The diagrams show the reduced plate heights (h) of a YMC-Triart C18 MicroLC column together with two other MicroLC columns as a function of the linear velocity at different %B. A low h -value means high column efficiency.



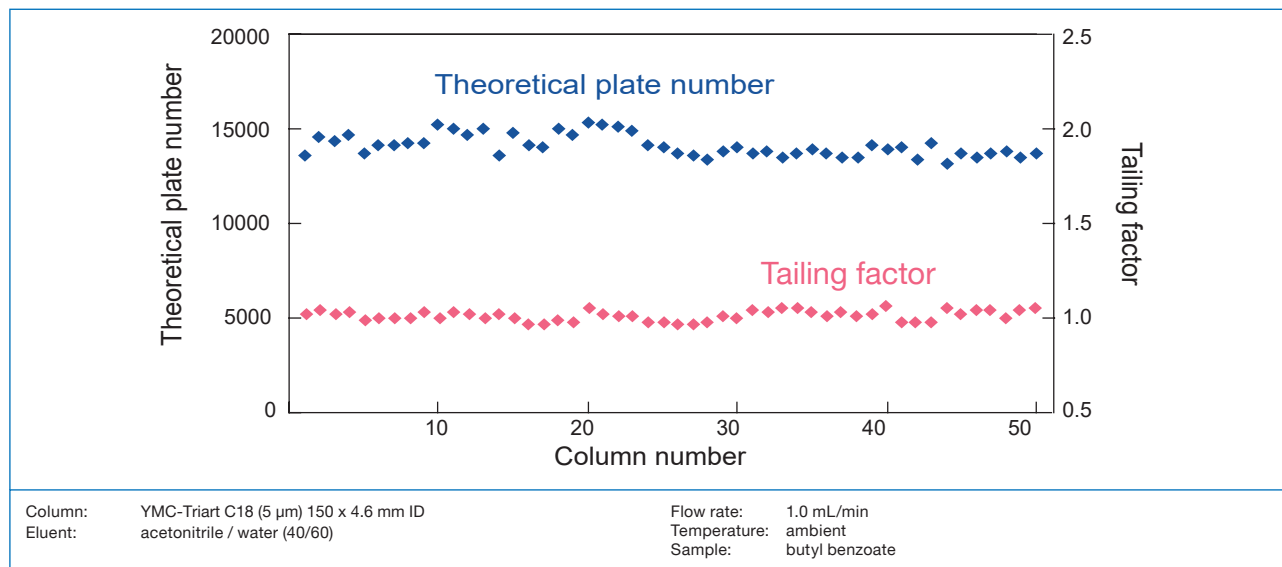
Van Deemter plots for naphthalene at retention factors of $k' = 2$ [A] and $k' = 11$ [B]. Experimental setup according to Hetzel et al. [1].

The YMC-Triart C18 MicroLC column shows the highest column efficiency for both retention factors of naphthalene. Neither the column packed with the nominally smaller fully porous particles, nor the one packed with the Core-Shell media show efficiencies approaching that of the YMC-Triart C18 column. Therefore, YMC-Triart MicroLC columns show higher efficiency.

Van Deemter plots by courtesy of: Tobias Werres, IUTA - Institut für Energie- und Umwelttechnik e. V., Duisburg, Germany.

[1] T. Hetzel, et al., Characterization of the efficiency of microbore liquid chromatography columns by van Deemter and kinetic plot analysis, *J. Sep. Sci.* (2016).

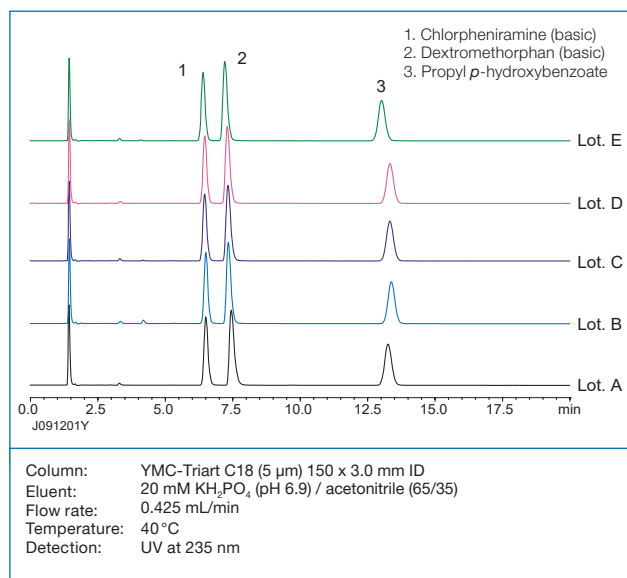
Excellent column-to-column reproducibility



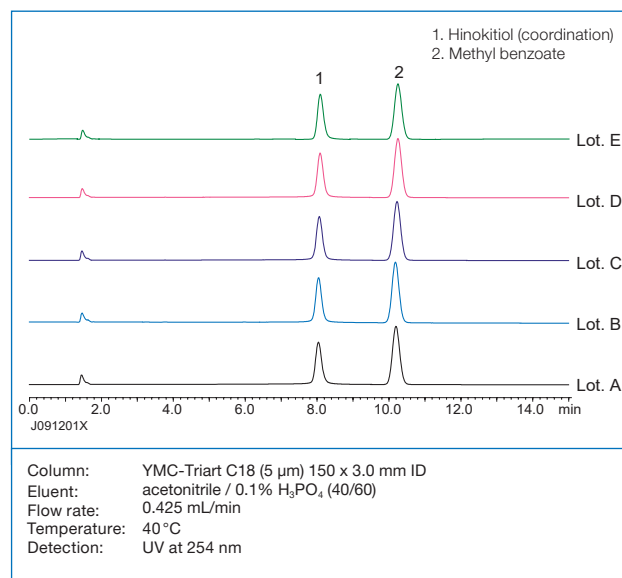
The reproducibility of packed columns is shown in terms of theoretical plate number (N) and tailing factor (Tf) for a number of different packed columns. The same is true for YMC capillary columns, which exhibit a very narrow range of variation, also due to the excellent lot-to-lot reproducibility of the packing material.

Excellent batch-to-batch reproducibility

Basic compounds



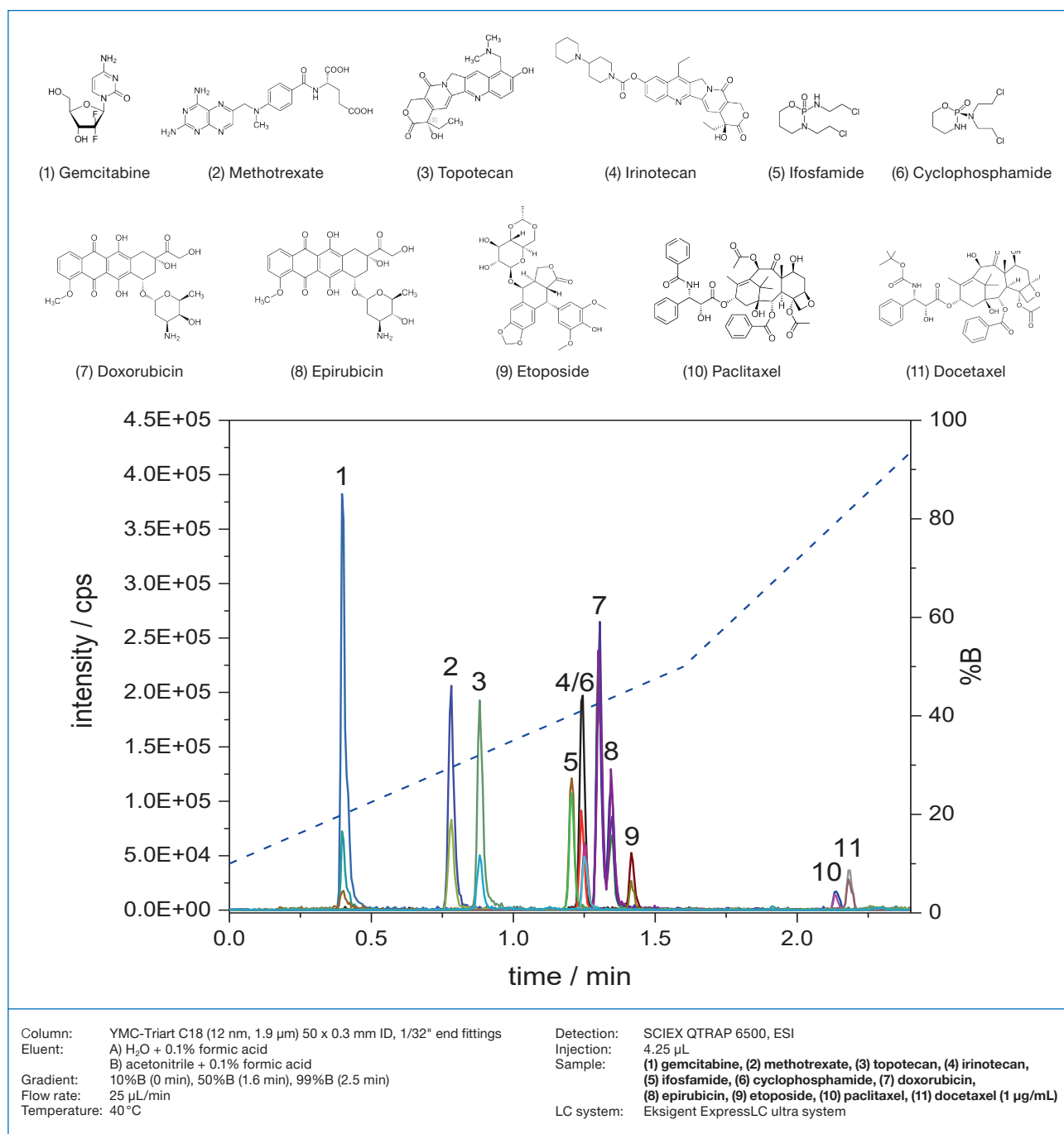
Coordination compounds



Excellent reproducibility of YMC-Triart phases is available even for the analysis of basic and coordination compounds which normally exhibit tailing and adsorption effects.

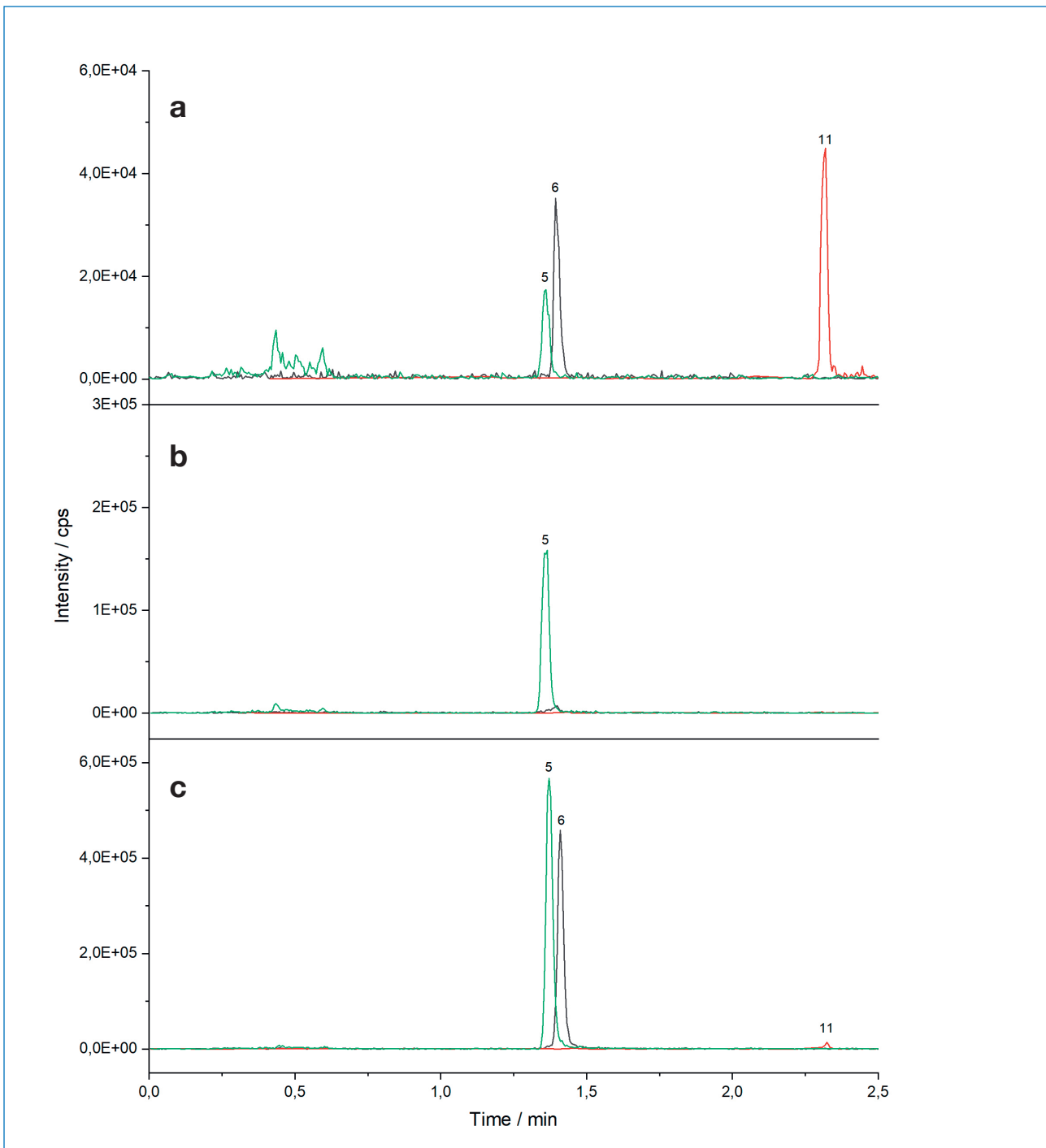
High sensitivity analysis of antineoplastic drugs from wipe samples

Standards of 11 antineoplastic drugs



Separation of the standard samples containing 11 antineoplastic drugs. As the German substance-independent reference value for wipe samples is 0.1 ng/cm² the method was optimised to a LOQ of 0.01 ng/mL as described before by Hetzel et al [1].

Wipe samples from different hospital locations



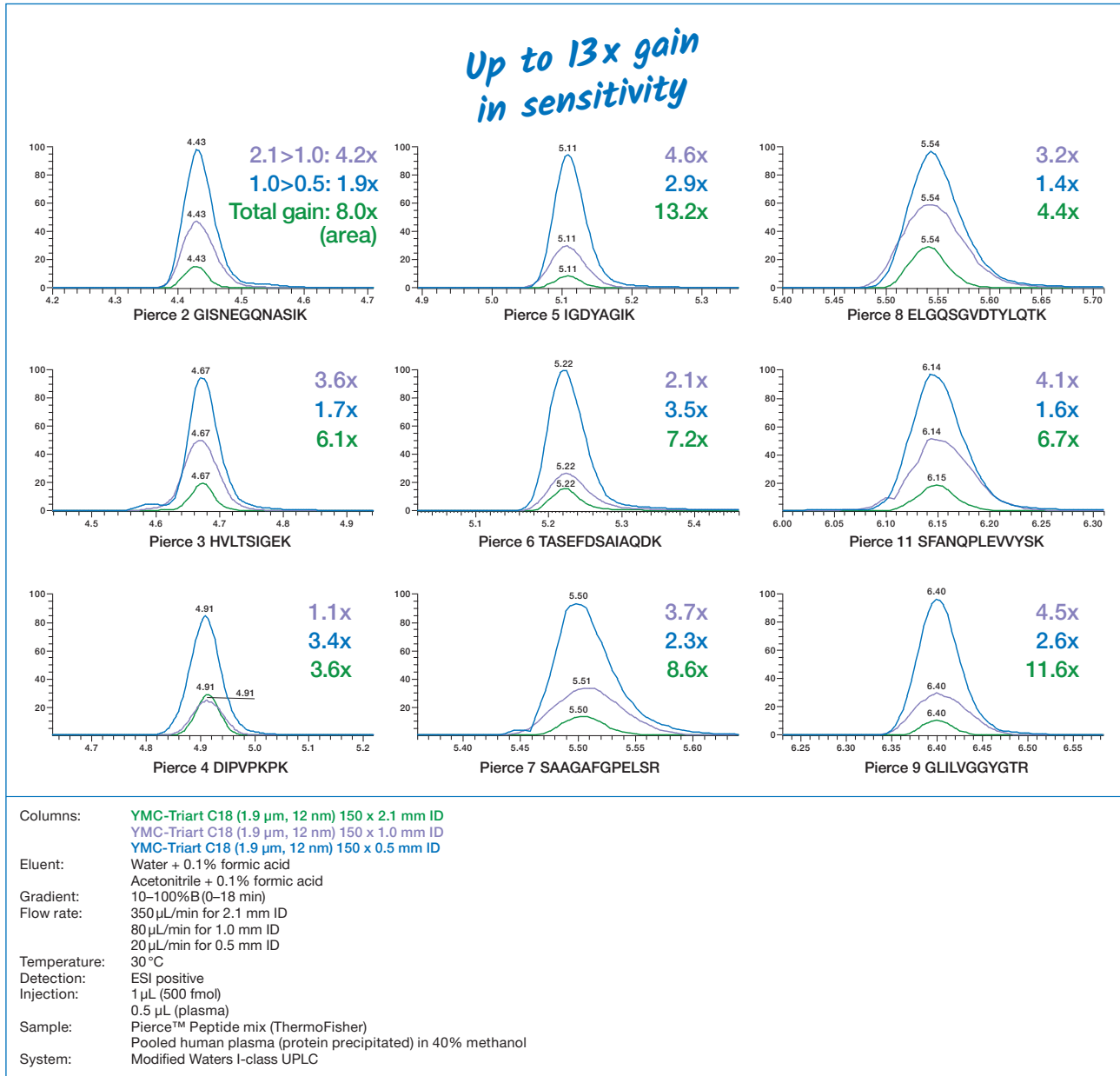
Chromatograms for 3 different real wipe samples taken from different locations in a hospital and application areas in hospital wards according to Hetzel et al. The applicability of the developed method according to Hetzel et al. for real samples and the possibility to use this method in the daily life of the pharmaceutical sector is shown [1].

Application data by courtesy of: Thorsten Teutenberg, IUTA - Institut für Energie- und Umwelttechnik e. V., Duisburg, Germany.

[1] T. Hetzel, et al., *Micro-liquid chromatography mass spectrometry for the analysis of antineoplastic drugs from wipe samples*, *Anal. Bioanal. Chem.* (2016).

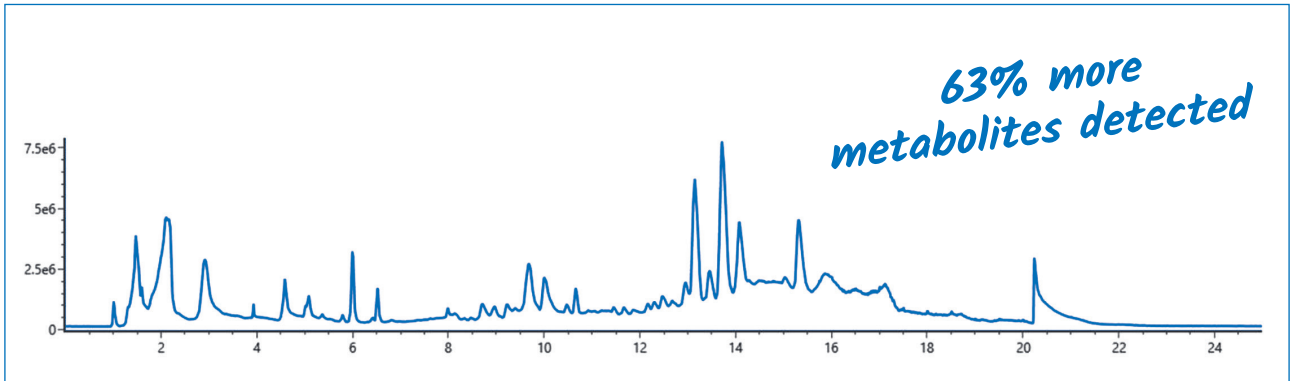
Increased sensitivity in peptide analysis

Analysis of 9 different Pierce™ peptides by UHPLC and MicroLC



TIC chromatograms of a peptide mix using YMC-Triart C18 columns of different internal diameters: 2.1, 1.0 and 0.5 mm. A consequent sensitivity gain is achieved with the reduction of column internal diameter. Peak areas achieved with a 0.5 mm ID MicroLC column are up to 3.5 times higher compared to a 1.0 mm ID UHPLC column and even up to 13 times higher compared to a typical UHPLC column with 2.1 mm ID. The selectivity remains the same. Therefore, the optimum ID can easily be chosen dependent on the available sample amount and chromatographic setup in the lab [2].

Untargeted screening of a protein precipitated plasma sample



The increased sensitivity by the use of a MicroLC column is especially useful for untargeted profiling with limited sample amounts such as in human plasma. In this example, 63% more metabolites were detected than with the classical setup (not shown) [2].

Application data by courtesy of Sergey Girel, Institute of Pharmaceutical Sciences of Western Switzerland (University of Geneva), Geneva, Switzerland.



2.1 mm ID



1.0 mm ID



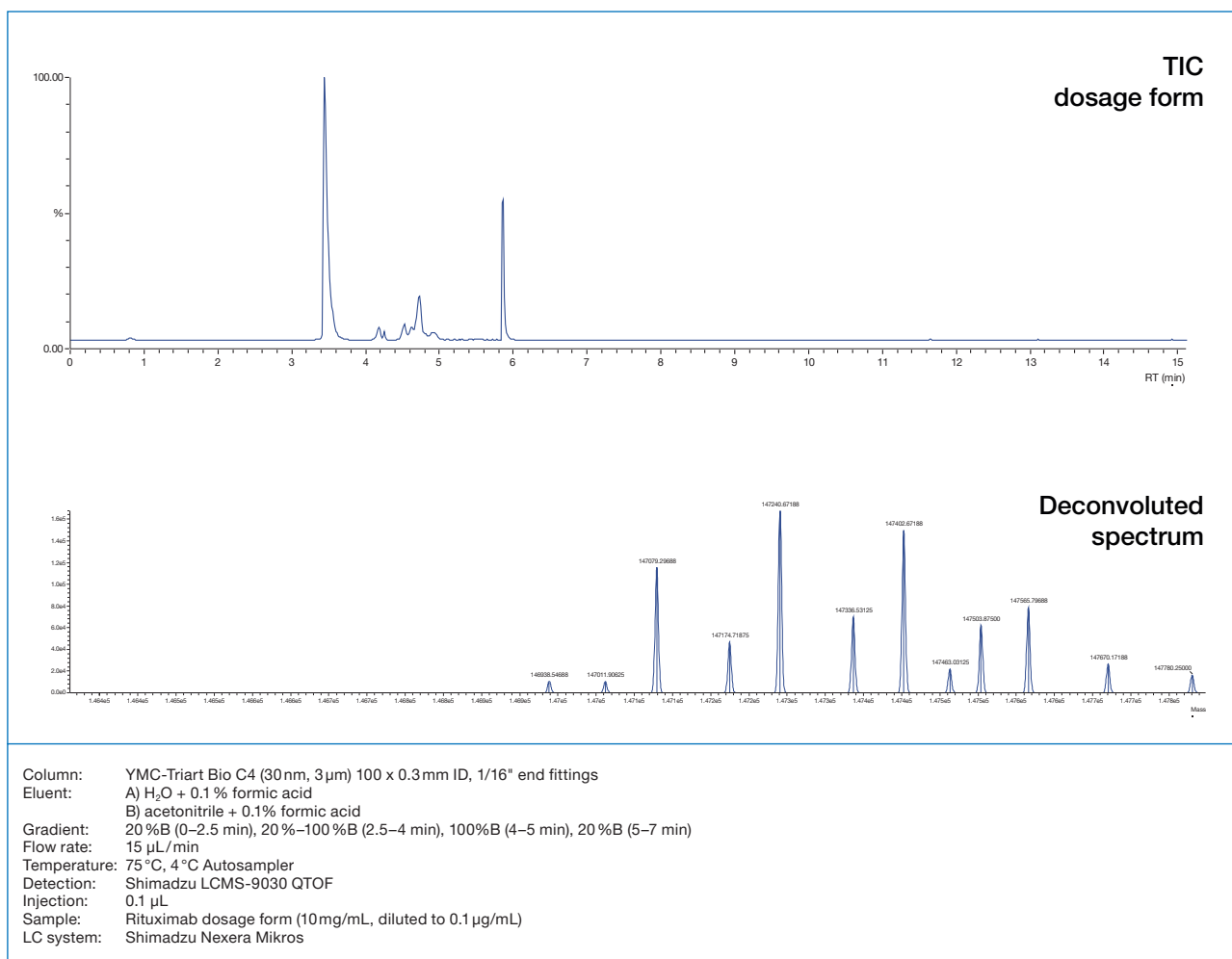
0.5 mm ID

[2] Sergey Girel, Víctor González-Ruiz, Serge Rudaz, Operating regular LC in microflow mode to enhance sensitivity and metabolome coverage, Poster (SGMS annual meeting), 2022.

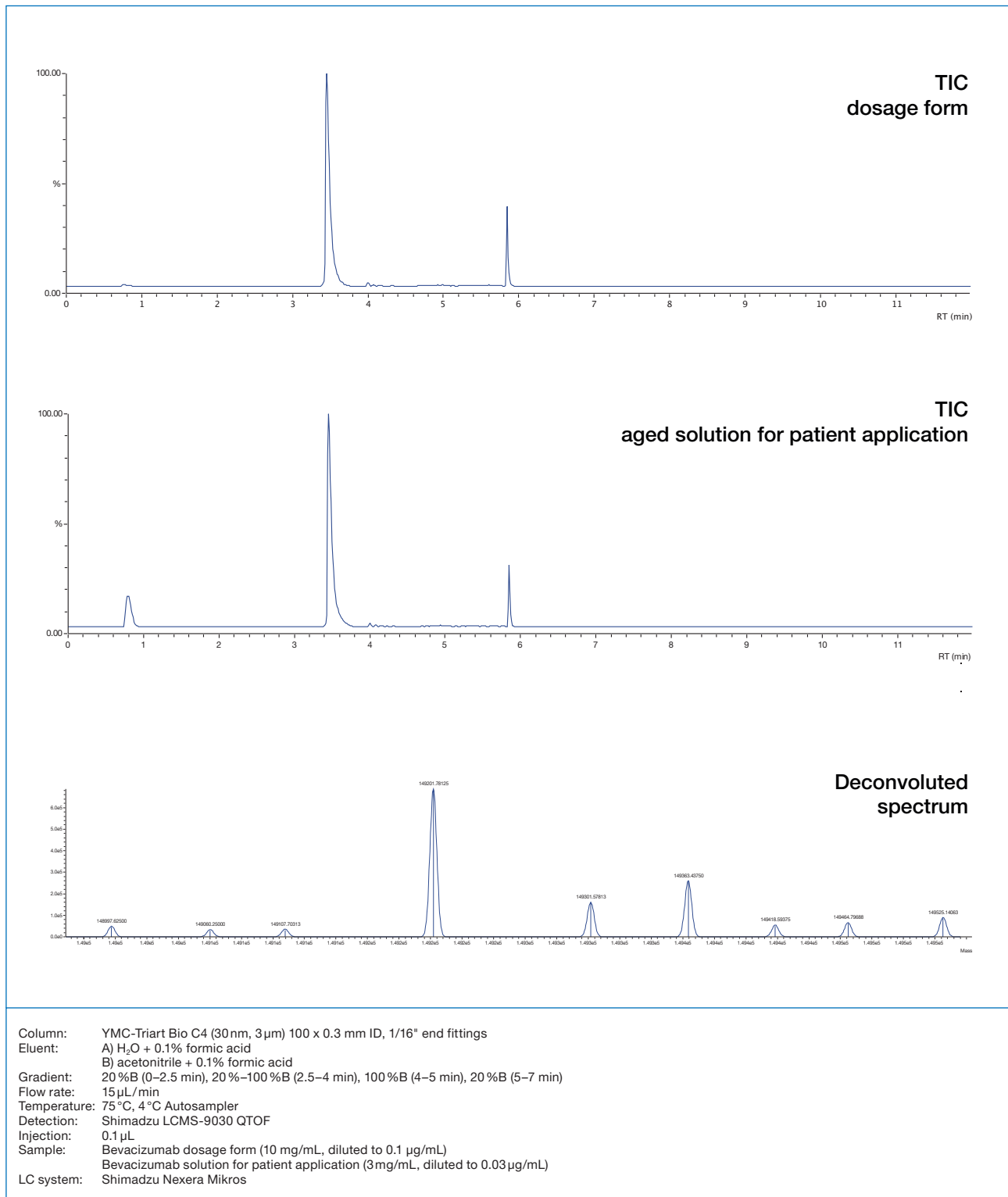
Commercial monoclonal antibodies by MicroLC-MS

In cooperation with Shimadzu Europa

Rituximab (MabThera®)



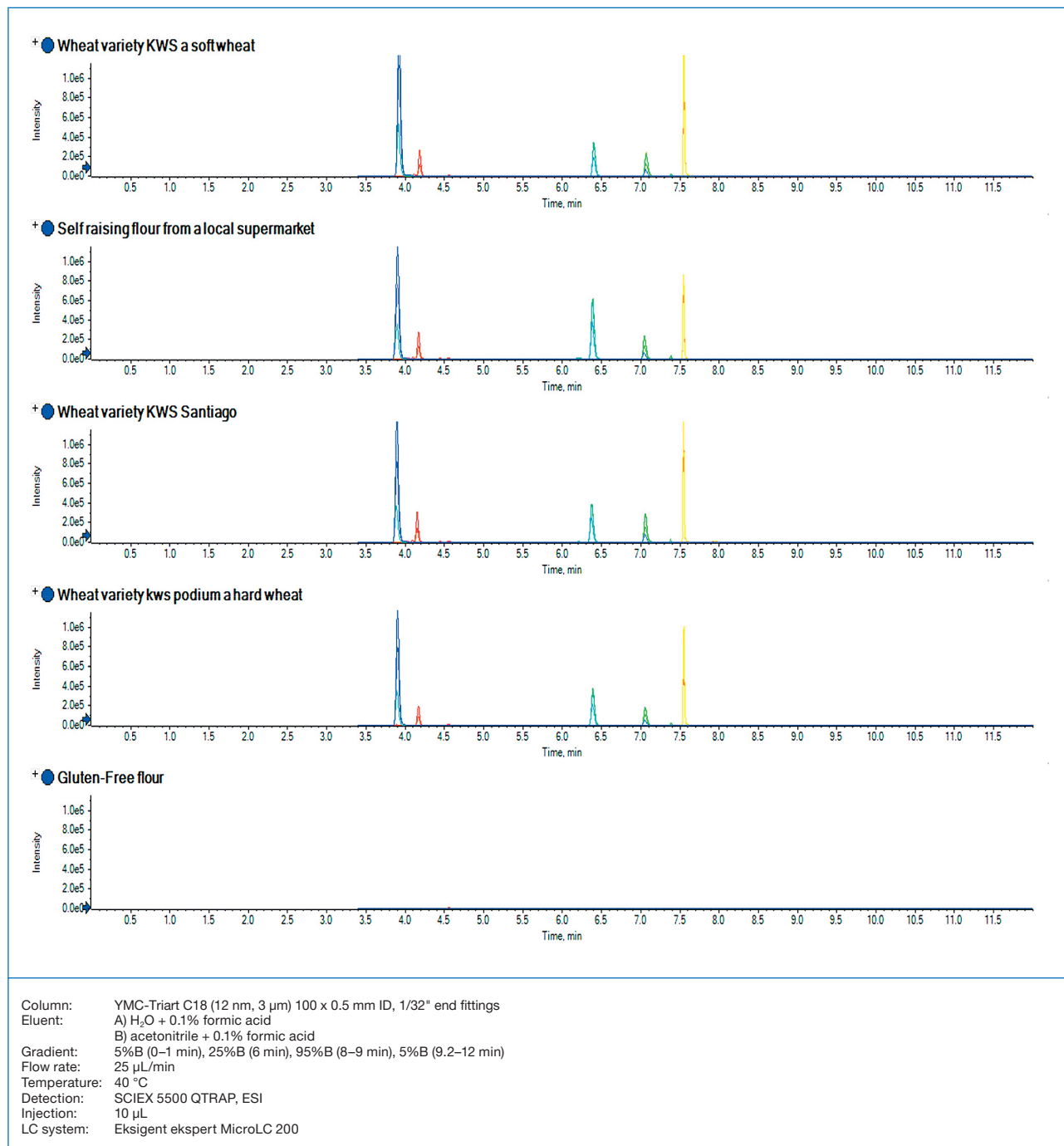
Bevacizumab (Avastin®)



Chromatograms of intact monoclonal antibodies, Rituximab and Bevacizumab, both in dosage form. The aged solution (about 6 month old) for patient application showed an additional peak, but the mAb is still intact. This demonstrates that use of MicroLC-MS is possible to monitor amount and stability of, for example, patient solutions for injection.

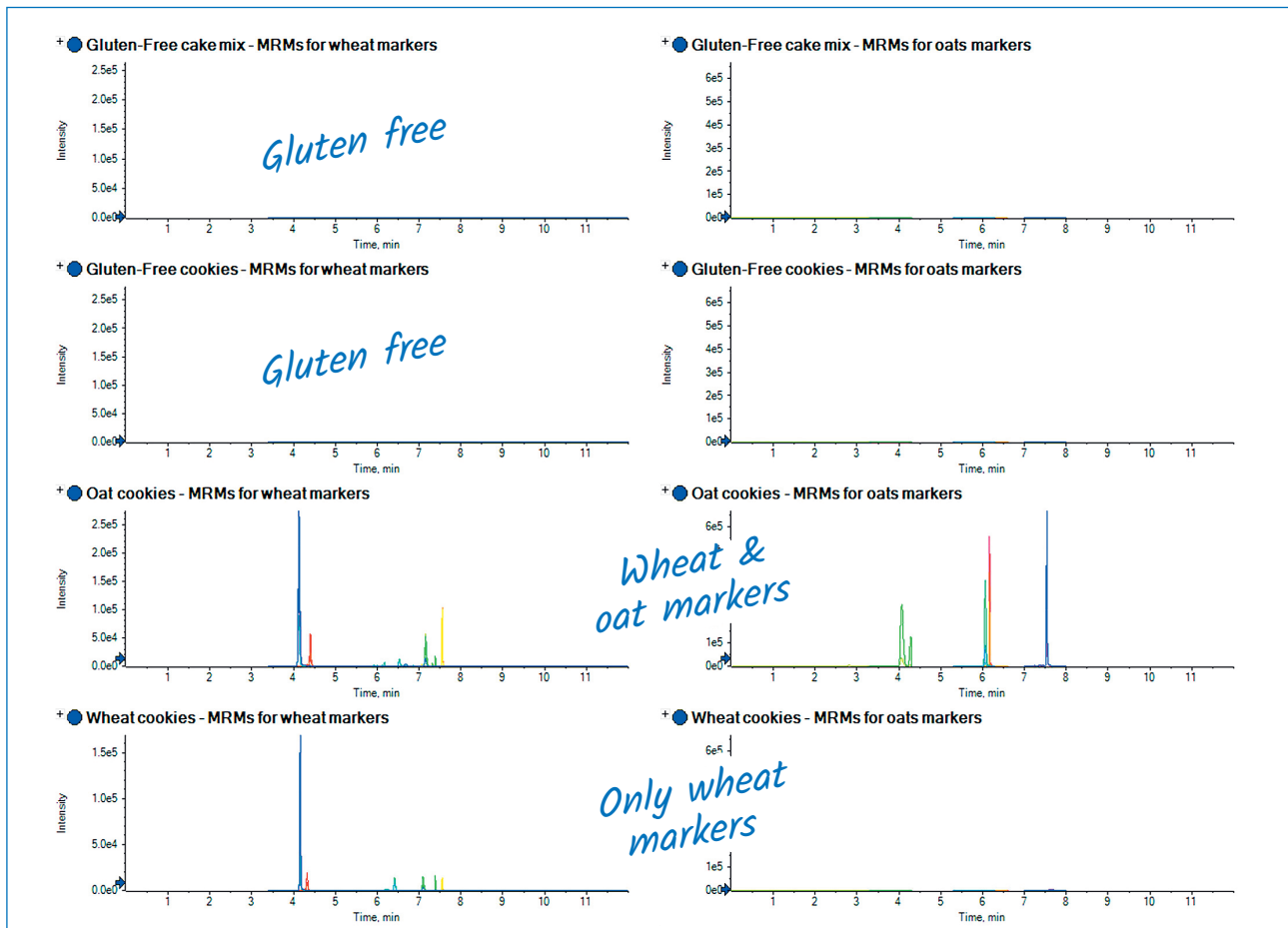
Gluten markers in flour and cookies

MicroLC-MS/MS analysis of gluten markers in flour



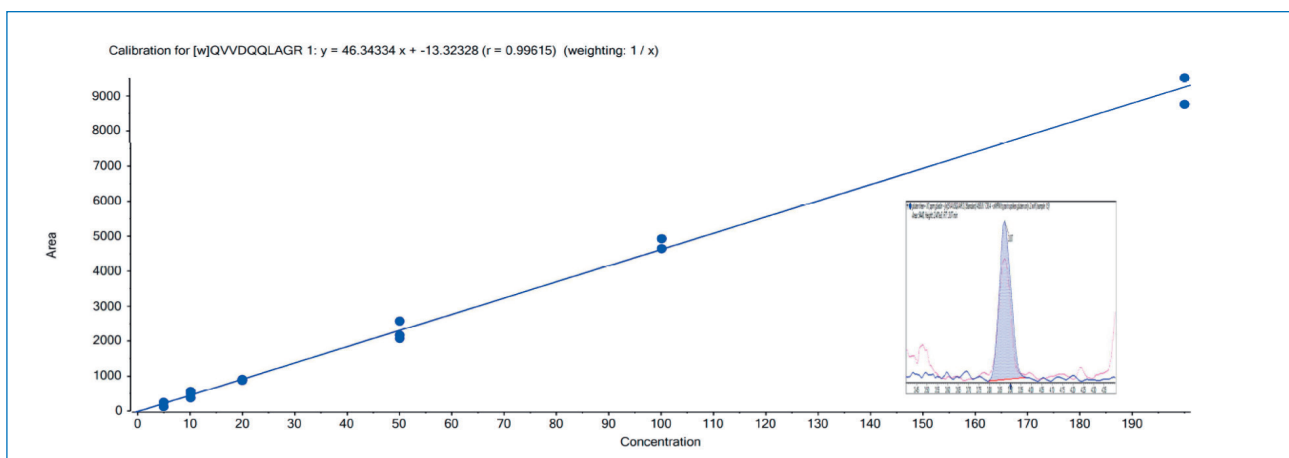
The comparison of separate extracts of several samples of wheat obtained from single variety grain samples, as well as a sample of gluten free flour and the self raising flour obtained from a local supermarket.

MicroLC-MS/MS analysis of wheat or oat markers for gluten in cookies



It is possible to detect markers in processed food and also distinguish between varieties. In the oat cookies, wheat and oats markers were detected while in the wheat cookies only wheat peptide markers were found. The gluten free products were actually gluten free, as no markers were detectable.

Calibration of gliadin

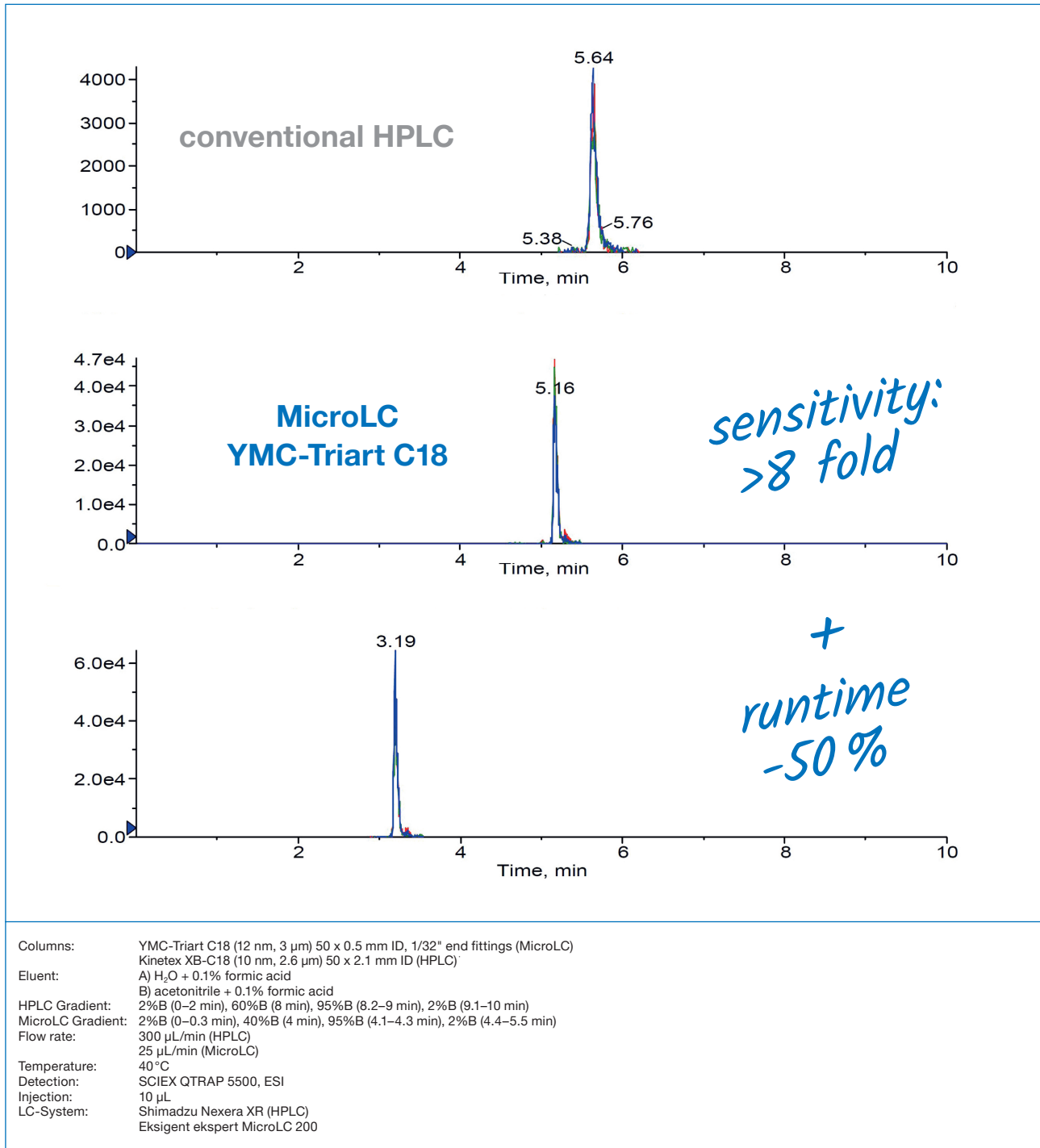


The calibration line obtained from the spiking of gliadin, a specific wheat protein, into gluten free wheat from the range of 5–200 ppm. Inlaid in the calibration line is the chromatogram for the 10 ppm spike of gliadin into gluten free flour.

Application data by courtesy of: Stephen Lock, SCIEX, Warrington (UK)

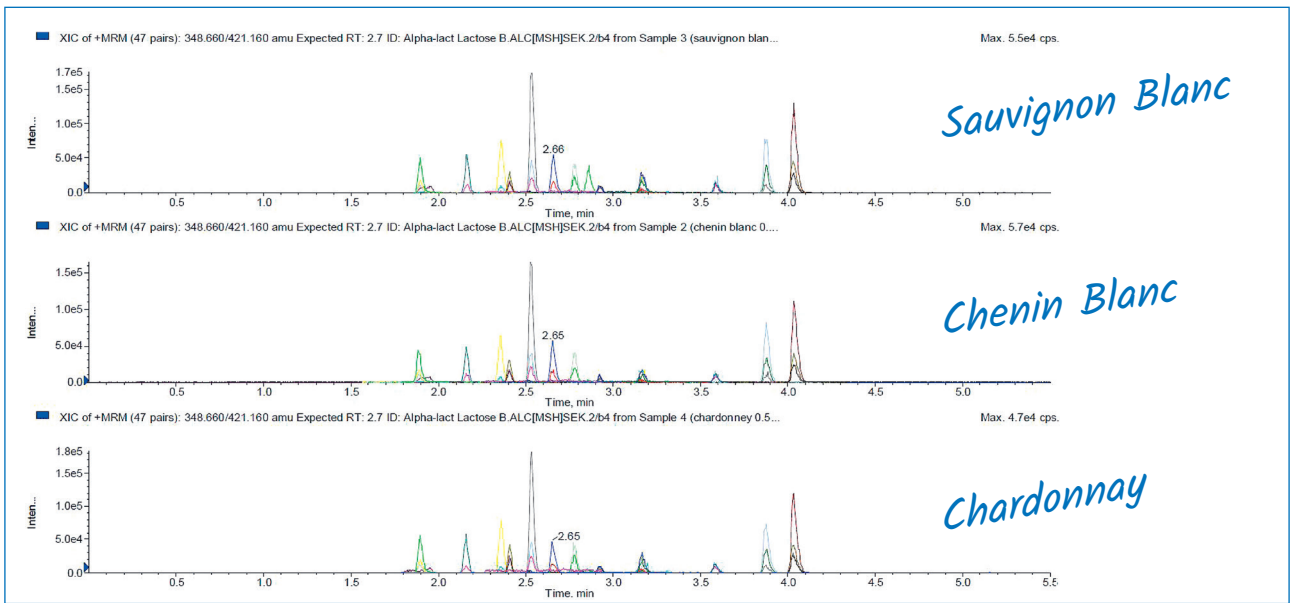
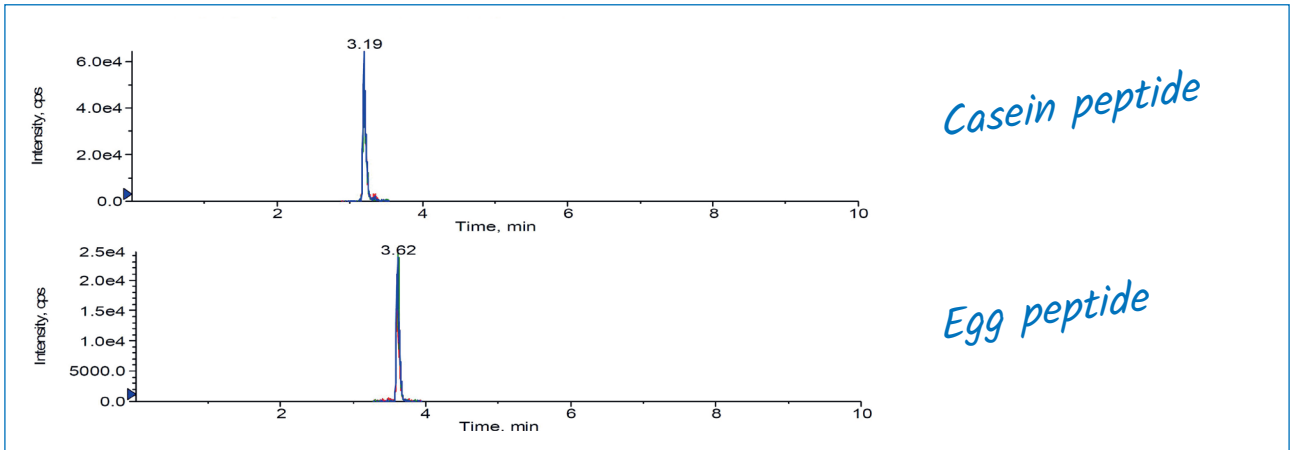
Allergens in wine

Casein peptide analysis in white wine by HPLC and MicroLC

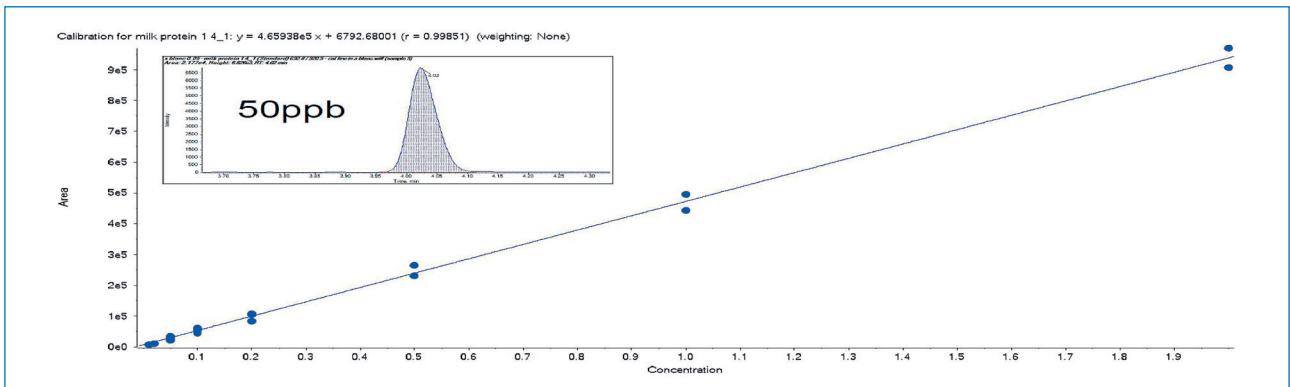


Comparison of HPLC vs. MicroLC using a white wine spiked with 1 ppm casein peptide. By using an optimised MicroLC method the sensitivity can be increased by >8 fold, while the runtime can be reduced by 50%.

Screening of allergens in white wine by MicroLC-MS/MS



White wine samples spiked with 0.5ppm samples of milk and egg peptides were analysed. 3 different wines were analysed using the benefit of the MicroLC-MS/MS approach with the additional advantage of a multi allergen screening.

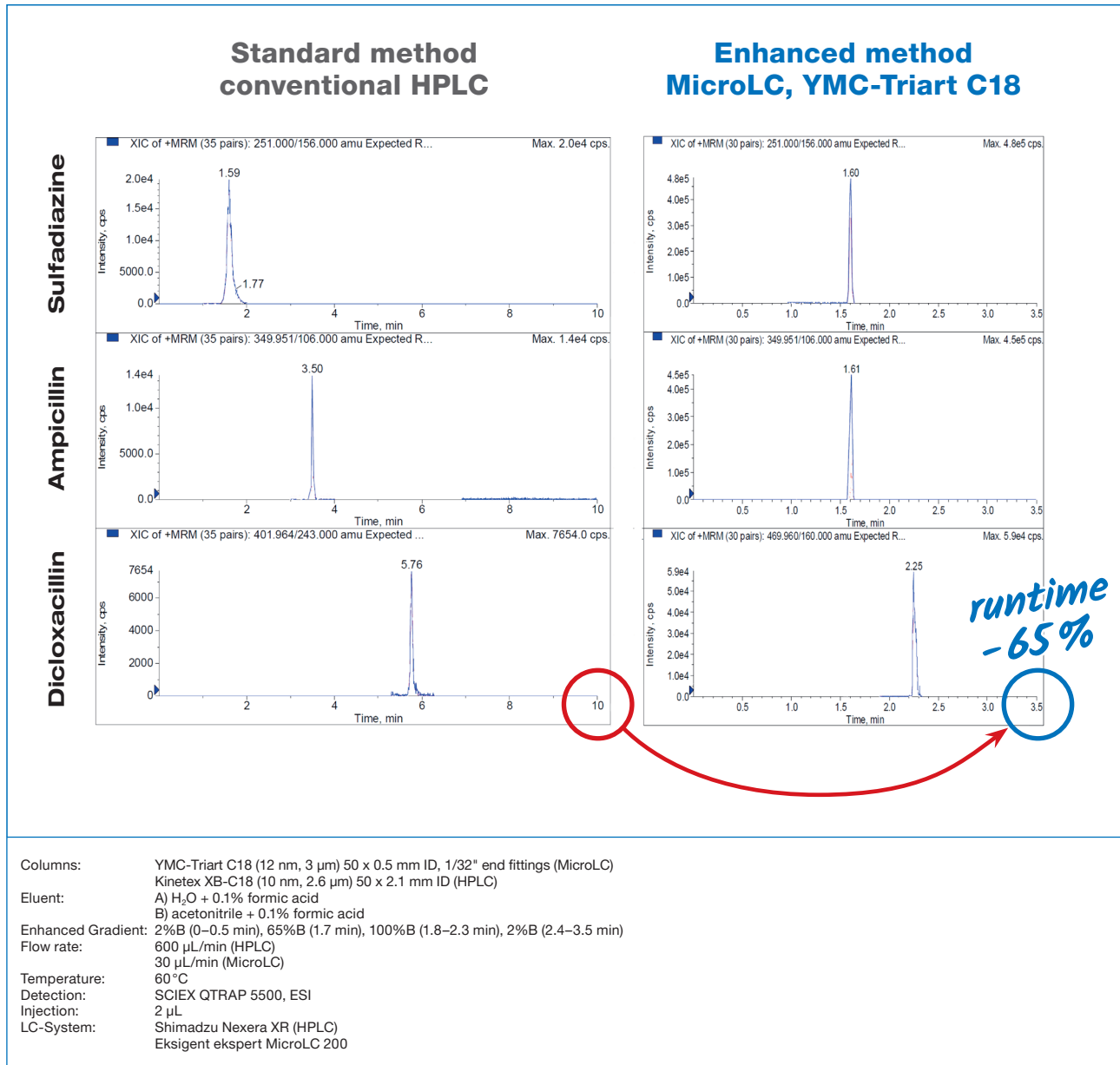


A casein peptide is spiked into a Sauvignon Blanc (0.05–2ppm) to demonstrate linearity and sensitivity. Linearity is provided without use of any internal standards. The inset chromatogram for 50 ppb spiked sample demonstrates highest sensitivity.

Application data by courtesy of: Stephen Lock, SCIEX, Warrington (UK)

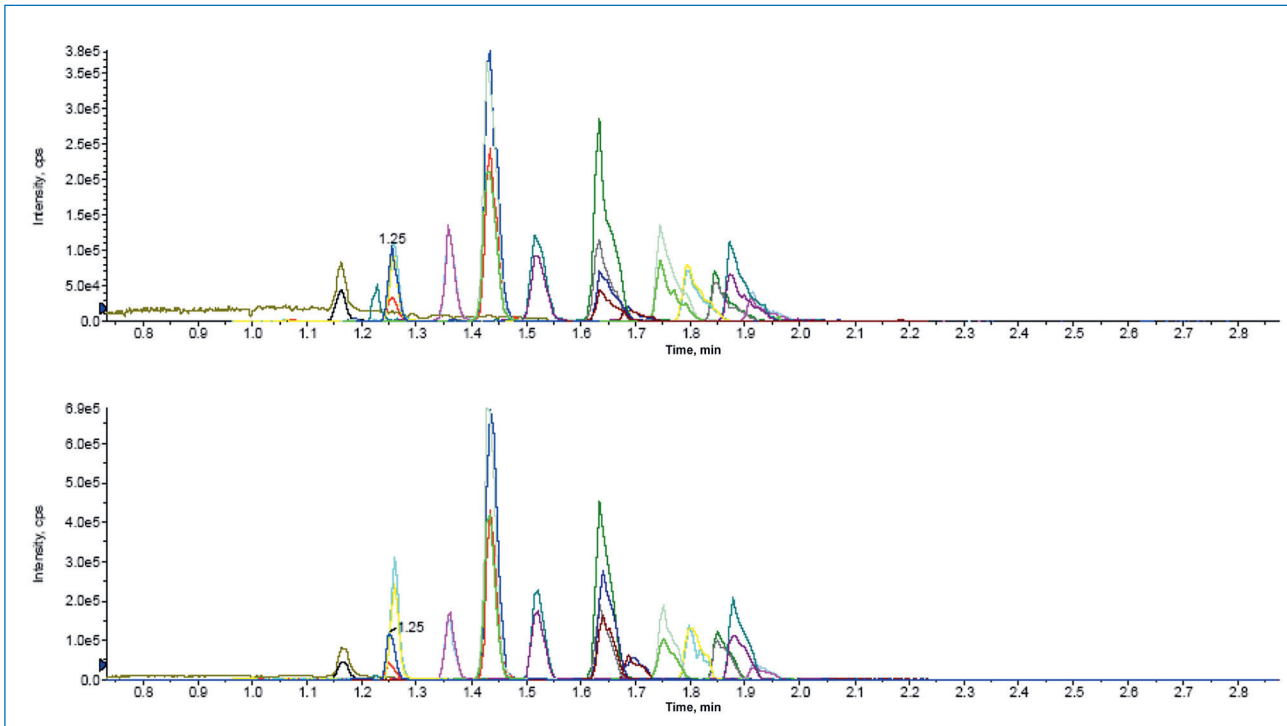
Veterinary drug residues in food

Veterinary drug standards analysed by HPLC and MicroLC



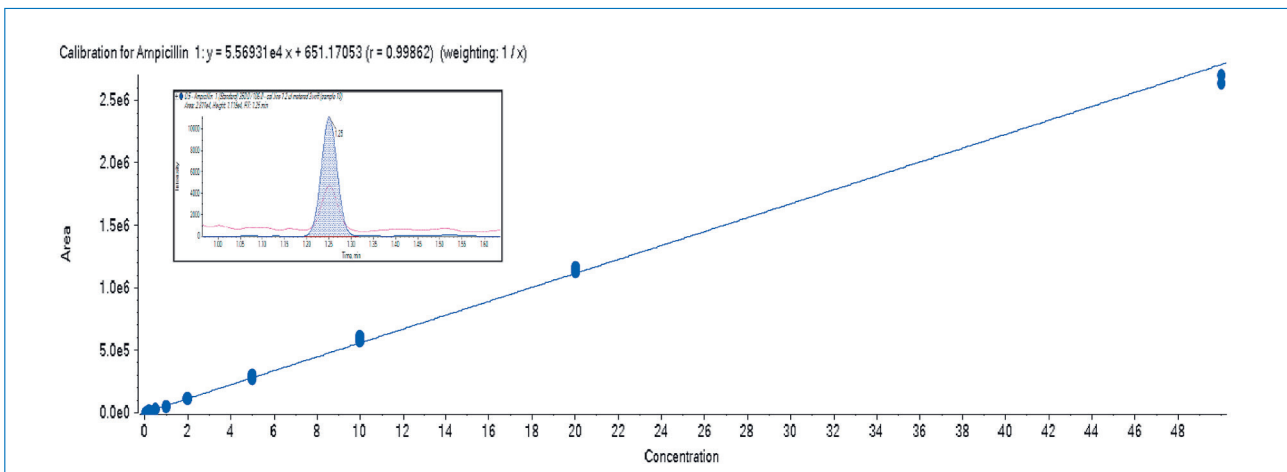
Comparison of 3 different 1 ppb standard solutions separated by a standard HPLC method using a Core-Shell C18 column (left) and the MicroLC method using a YMC-Triart C18 MicroLC column (right).

MicroLC-MS/MS analysis of 15 different veterinary drugs in milk and meat



In the final analysis a total of 32 multiple reaction monitoring (MRM) transitions were evaluated for 15 veterinary drug residues over a 3.5 minute runtime on the YMC-Triart C18 column. Milk and meat samples have been spiked at a 10 ppb level with standard compounds. The recoveries from meat were generally higher and it shows that recoveries are affected by the matrix.

Ampicillin calibration curve




Linearity and sensitivity of this method is demonstrated for Ampicillin from 0.05–50 ppb. Linearity is provided without use of any internal standards. The inset chromatogram for a 0.5 ppb spiked sample demonstrates the high level of sensitivity.

Application data by courtesy of: Stephen Lock, SCIEX, Warrington (UK)

Solutions for small molecules


Phase overview YMC-Triart

YMC-Triart C18




versatile applications
first choice for method development
pH 1–12/90 °C max.
100% aqueous eluents ✓

YMC-Triart C18 ExRS




hydrophobic substances
positional isomers
extended pH and stability
pH 1–12/90 °C max.

YMC-Triart Bio C18




peptides/proteins/
oligonucleotides
300 Å widepore
pH 1–12/90 °C max.
100% aqueous eluents ✓

YMC-Triart C8



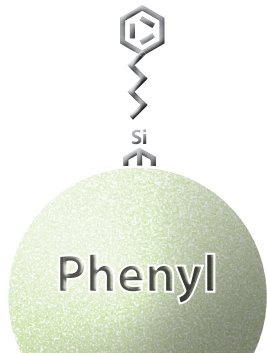
alternative to C18
short retention time
pH 1–12/90 °C max.

YMC-Triart Bio C4



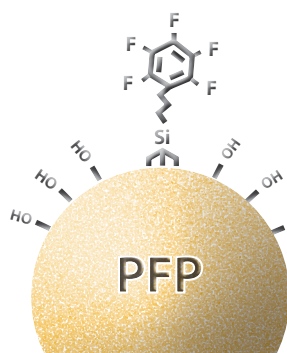
proteins/antibodies/peptides
300 Å widepore
pH 1–10/90 °C max.
100% aqueous eluents ✓

YMC-Triart Phenyl



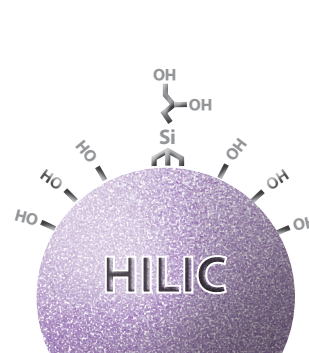
aromatic compounds
(π -electron donor)
conjugated systems
100% aqueous eluents ✓

YMC-Triart PFP



aromatic compounds
(π -electron donor)
cis-trans isomers
polar halogenated
compounds
100% aqueous eluents ✓

YMC-Triart Diol-HILIC

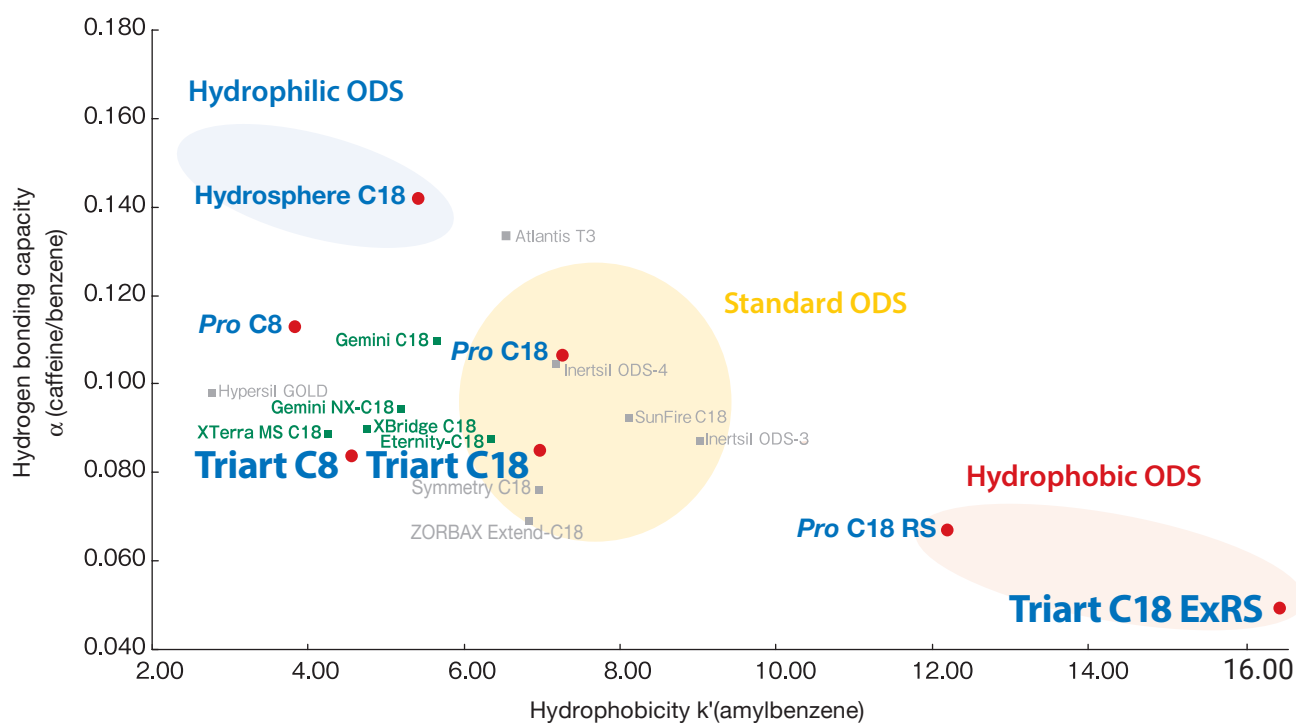


very polar compounds
less ionic adsorption
ideal choice for SFC
100% aqueous eluents ✓

Specification YMC-Triart

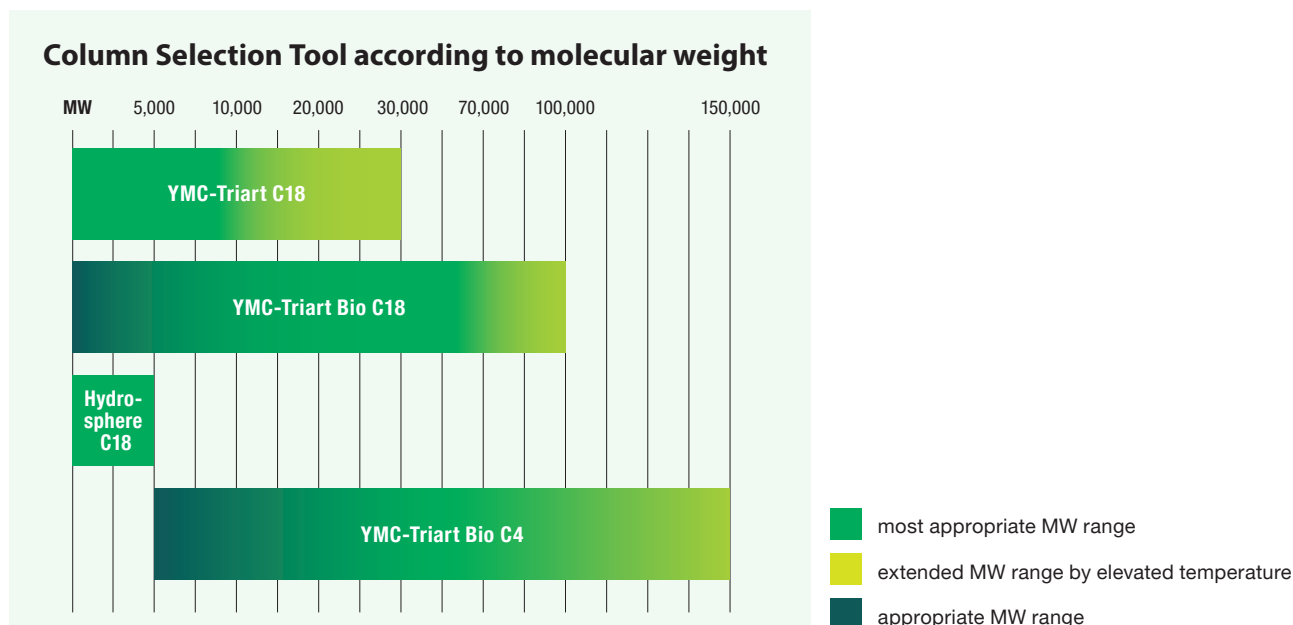
	C18	C18 ExRS	Bio C18	C8	Bio C4	Phenyl	PFP	Diol-HILIC
Base	organic/inorganic hybrid silica							
Stationary phase	C18 (USP L1)	C18 (USP L1)	C18 (USP L1)	C8 (USP L7)	C4 (USP L26)	Phenyl (USP L11)	Penta-fluorophenyl (USP L43)	Diol (USP L20)
Particle size	1.9, 3 and 5 μm							
Pore size	12 nm	8 nm	30 nm	12 nm	30 nm	12 nm	12 nm	12 nm
Specific surface	360 m^2/g	430 m^2/g	—	360 m^2/g	—	360 m^2/g	360 m^2/g	360 m^2/g
Carbon content	20%	25%	—	17%	—	17%	15%	—
Bonding	trifunctional							
Endcapping	multi-stage	multi-stage	multi-stage	multi-stage	multi-stage	multi-stage	none	none
pH range	1 ~ 12	1 ~ 12	1 ~ 12	1 ~ 12	1 ~ 10	1 ~ 10	1 ~ 8	2 ~ 10
Temperature range	pH < 7: 90 °C pH > 7: 50 °C	pH < 7: 90 °C pH > 7: 50 °C	pH < 9: 90 °C pH > 9: 50 °C	pH < 7: 90 °C pH > 7: 50 °C	pH < 7: 90 °C pH > 7: 50 °C	50 °C	50 °C	50 °C
100% aqueous eluents	✓	✗	✓	✗	✓	✓	✓	✓

First choice for method development



Columns for biomolecules

BioLC phase selection



Selectivities for proteins/peptides and antibodies

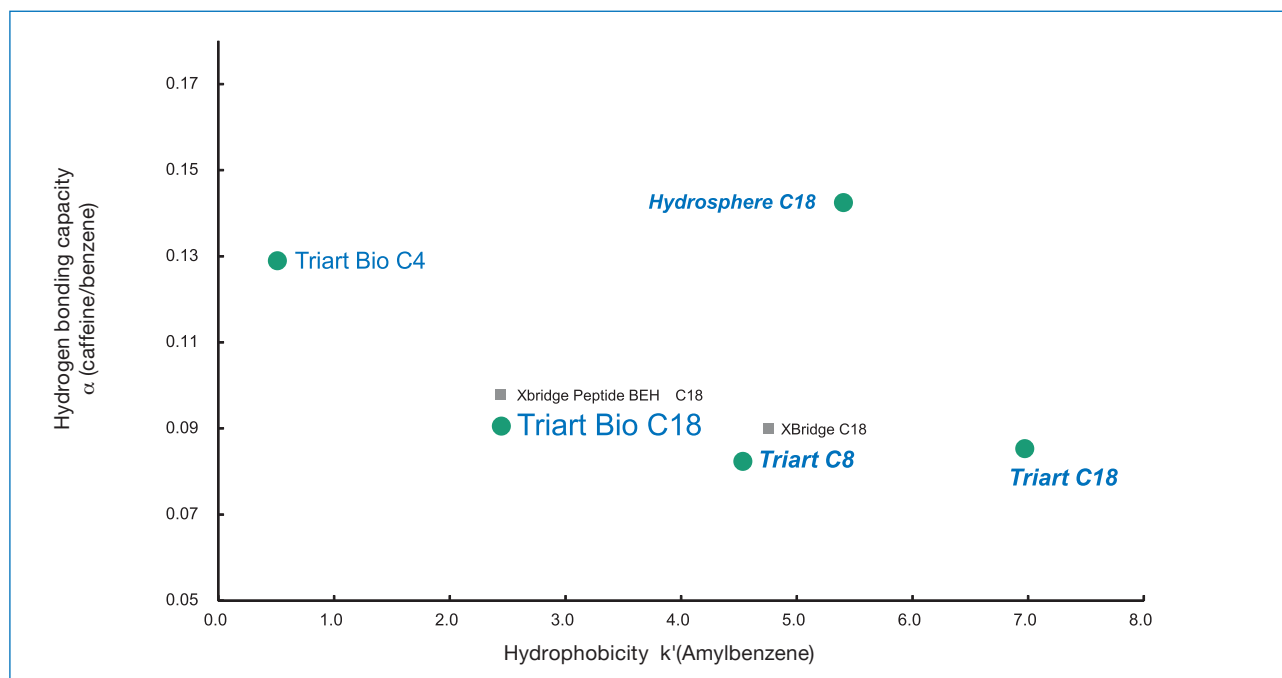
	YMC-Triart Bio C4	YMC-Triart C18	YMC-Triart Bio C18
Base particle	organic/inorganic hybrid silica		
Modification	C4 (USP L26)	C18 (USP L1)	C18 (USP L1)
Particle Size / μm	1.9, 3, 5	1.9, 3, 5	1.9, 3, 5
Pore Size / nm	30	12	30
pH range	1.0–10.0	1.0–12.0	1.0–12.0
Temperature range	pH < 7: 90 °C pH > 7: 50 °C	pH < 7: 90 °C pH > 7: 50 °C	pH < 9: 90 °C pH > 9: 50 °C

Selectivities for oligonucleotides

	YMC-Triart C18	YMC-Triart Bio C18	YMC-Triart C8	Hydrosphere C18
Base particle	organic/inorganic hybrid silica			silica
Modification	C18 (USP L1)	C18 (USP L1)	C8 (USP L7)	C18 (USP L1)
Particle Size / μm	1.9, 3, 5	1.9, 3, 5	1.9, 3, 5	2, 3, 5
Pore Size / nm	12	30	12	12
pH range	1.0 – 12.0	1.0–12.0	1.0–12.0	2.0–8.0
Temperature range	pH < 7: 90 °C pH > 7: 50 °C	pH < 9: 90 °C pH > 9: 50 °C	pH < 7: 90 °C pH > 7: 50 °C	50 °C

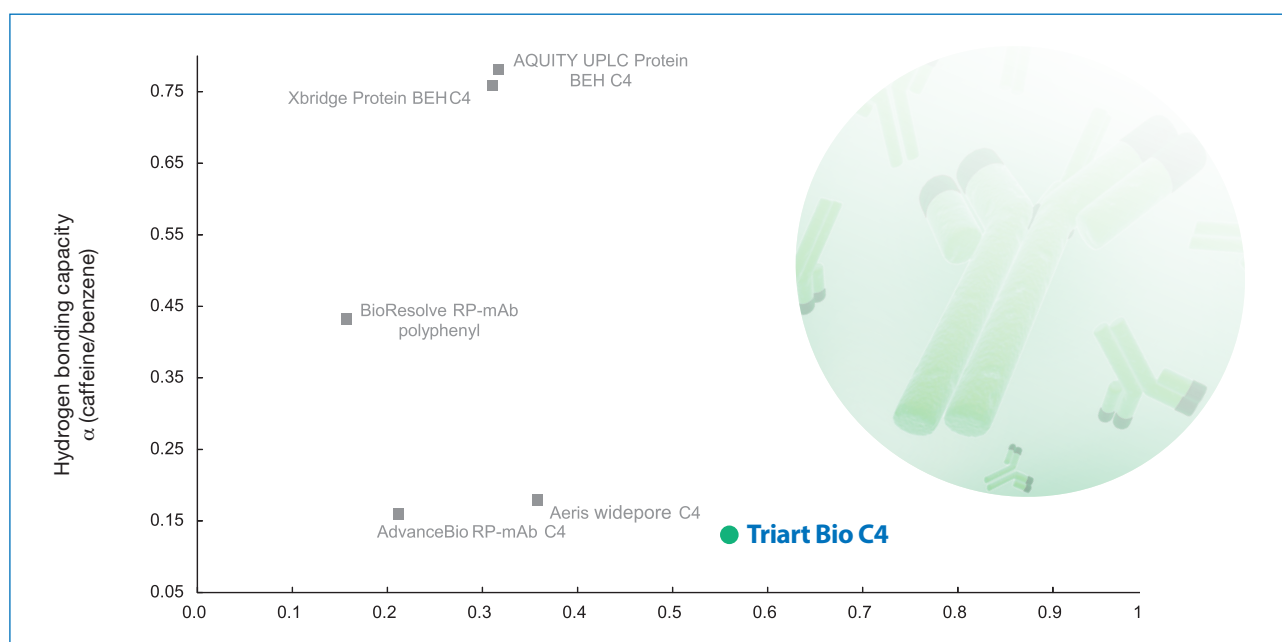
BioLC selectivities

Ideal selectivity for biomolecules



YMC-Triart BioC18 shows a selectivity between that of YMC-Triart Bio C4 and regular YMC-Triart C18/C8 with 12nm pore. This feature perfectly supplements the existing products.

Low hydrophobicity and hydrogen capacity



YMC-Triart Bio C4 is based on the robust, well-established organic/inorganic hybrid particle. It provides low hydrophobicity and lower hydrogen bonding capacity compared to other BioLC columns.

Column hardware

YMC capillary column hardware



- All fully porous YMC phases available
- Compatible with several Nano-/MicroLC/MS systems, e.g. from Eksigent/Sciex (M5/ExpressLC ultra/ Ekspert MicroLC 200), Shimadzu (Nexera Mikros), Waters ACQUITY UPLC M-Class
- Suitable for extremely low sample volumes and low flow rates
- Fused silica inner body
- Stainless steel outer body used for MicroLC columns (0.3/0.5 mm ID)
- Polymer coating as outer body used for NanoLC columns (0.15/0.1/0.075 mm ID)
- Optionally fully bioinert YMC Accura hardware available (0.3/0.5 mm ID)

Dimensions

IDs [μm]
500
300
150
100
75

Lengths [mm]
50
75
100
150

Particle sizes [μm]*
1.9
2.0
3.0
5.0

*Not all dimension/particle size combinations are possible. · Other dimensions are available on request.

Connection options

All columns are available with 2 connection options:

- **1/16" connections (10–32 thread),**
e.g. for Shimadzu Nexera Mikros or Waters ACQUITY UPLC M-Class
- **1/32" connections (6–40 thread) for Eksigent/Sciex**

Pressure limits

Pressure stability of the column is dependent on particle size:

- **2–5 μm : 55 MPa/7,975 psi (45 MPa/6,525 psi for 75/100 μm ID)**
- **1.9 μm : 60 MPa/8,700 psi.**

Typical flow rates

IDs [μm]	Typical flow rates for RP*
500	10–30 $\mu\text{L}/\text{min}$
300	3–10 $\mu\text{L}/\text{min}$
150	0.7–1.1 $\mu\text{L}/\text{min}$
100	300–500 nL/min
75	100–300 nL/min

*Depending on length and particle size. In HILIC mode it is recommended flow rates should be reduced by half.

Guard/trap columns



Supplied in packs of 3 together with a column coupler.

Suitable for:

- ▶ guard columns for challenging matrices (with column coupler)
- ▶ trapping columns for use in desalting or trap and elute procedures (without a coupler)

Column coupler



1/16" coupler (P/N XRCP1601E-1PK)



1/32" coupler (P/N XRCP3201E-1PK)

A custom-made stainless-steel column coupler is supplied with every pack of 3 capillary guard cartridges to guarantee the optimum connection with low dead volume. Every coupler can be purchased separately, if required.



1/32" guard column coupled to a 1/32" analytical column.

Ordering information

Part numbers for YMC-Triart columns

YMC capillary columns are available with 1/16" (10–32 thread) or with 1/32" (6–40 thread) connections.

All column part numbers indicate the connection size by use of additional terminal letters:

columns with **1/16"** fittings end with **-AU**

columns with **1/32"** fittings end with **-RU**

bioinert columns with **1/16"** fitting end with **-AUC**

Order codes YMC-Triart columns

PLEASE NOTE:

Part numbers for 1/16" connections are shown.

To order 1/32" connections or bioinert 1/16" columns, simply exchange **AU** by **RU** or **AUC**, respectively.

Columns with 1/32" connection as well as bioinert columns are available with 300 µm or 500 µm ID.

YMC-Triart 1.9 µm, 1/16" | 1/32" fitting, MicroLC capillary columns (max. pressure 60 MPa)

Phase	Column ID [µm]	Column length [mm]				Guard columns* with 5 mm length
		50	75	100	150	(pack of 3)
C18	300	TA12SP9-05H0AU	TA12SP9-L5H0AU	TA12SP9-10H0AU	TA12SP9-15H0AU	TA12SP9-E5H0AU
	500	TA12SP9-05J0AU	TA12SP9-L5J0AU	TA12SP9-10J0AU	TA12SP9-15J0AU	TA12SP9-E5J0AU
C18 ExRS	300	TAR08SP9-05H0AU	TAR08SP9-L5H0AU	TAR08SP9-10H0AU	TAR08SP9-15H0AU	TAR08SP9-E5H0AU
	500	TAR08SP9-05J0AU	TAR08SP9-L5J0AU	TAR08SP9-10J0AU	TAR08SP9-15J0AU	TAR08SP9-E5J0AU
Bio C18	300	TA30SP9-05H0AU	TA30SP9-L5H0AU	TA30SP9-10H0AU	TA30SP9-15H0AU	TA30SP9-E5H0AU
	500	TA30SP9-05J0AU	TA30SP9-L5J0AU	TA30SP9-10J0AU	TA30SP9-15J0AU	TA30SP9-E5J0AU
C8	300	T012SP9-05H0AU	T012SP9-L5H0AU	T012SP9-10H0AU	T012SP9-15H0AU	T012SP9-E5H0AU
	500	T012SP9-05J0AU	T012SP9-L5J0AU	T012SP9-10J0AU	T012SP9-15J0AU	T012SP9-E5J0AU
Bio C4	300	TB30SP9-05H0AU	TB30SP9-L5H0AU	TB30SP9-10H0AU	TB30SP9-15H0AU	TB30SP9-E5H0AU
	500	TB30SP9-05J0AU	TB30SP9-L5J0AU	TB30SP9-10J0AU	TB30SP9-15J0AU	TB30SP9-E5J0AU
Phenyl	300	TPH12SP9-05H0AU	TPH12SP9-L5H0AU	TPH12SP9-10H0AU	TPH12SP9-15H0AU	TPH12SP9-E5H0AU
	500	TPH12SP9-05J0AU	TPH12SP9-L5J0AU	TPH12SP9-10J0AU	TPH12SP9-15J0AU	TPH12SP9-E5J0AU
PFP	300	TPF12SP9-05H0AU	TPF12SP9-L5H0AU	TPF12SP9-10H0AU	TPF12SP9-15H0AU	TPF12SP9-E5H0AU
	500	TPF12SP9-05J0AU	TPF12SP9-L5J0AU	TPF12SP9-10J0AU	TPF12SP9-15J0AU	TPF12SP9-E5J0AU
Diol-HILIC	300	TDH12SP9-05H0AU	TDH12SP9-L5H0AU	TDH12SP9-10H0AU	TDH12SP9-15H0AU	TDH12SP9-E5H0AU
	500	TDH12SP9-05J0AU	TDH12SP9-L5J0AU	TDH12SP9-10J0AU	TDH12SP9-15J0AU	TDH12SP9-E5J0AU

* no holder required, comes with a column coupler

YMC-Triart 3µm, 1/16" | 1/32" fitting, MicroLC capillary columns (max. pressure 55/45 MPa)

Phase	Column ID [µm]	Column length [mm]				Guard columns* with 5 mm length (pack of 3)
		50	75	100	150	
C18	75	—	—	TA12S03-10E8AU	TA12S03-15E8AU	—
	100	—	—	TA12S03-10F0AU	TA12S03-15F0AU	—
	150	—	—	TA12S03-10F5AU	TA12S03-15F5AU	—
	300	TA12S03-05H0AU	TA12S03-L5H0AU	TA12S03-10H0AU	TA12S03-15H0AU	TA12S03-E5H0AU
	500	TA12S03-05J0AU	TA12S03-L5J0AU	TA12S03-10J0AU	TA12S03-15J0AU	TA12S03-E5J0AU
C18 ExRS	75	—	—	TAR08S03-10E8AU	TAR08S03-15E8AU	—
	100	—	—	TAR08S03-10F0AU	TAR08S03-15F0AU	—
	150	—	—	TAR08S03-10F5AU	TAR08S03-15F5AU	—
	300	TAR08S03-05H0AU	TAR08S03-L5H0AU	TAR08S03-10H0AU	TAR08S03-15H0AU	TAR08S03-E5H0AU
	500	TAR08S03-05J0AU	TAR08S03-L5J0AU	TAR08S03-10J0AU	TAR08S03-15J0AU	TAR08S03-E5J0AU
Bio C18	75	—	—	TA30S03-10E8AU	TA30S03-15E8AU	—
	100	—	—	TA30S03-10F0AU	TA30S03-15F0AU	—
	150	—	—	TA30S03-10F5AU	TA30S03-15F5AU	—
	300	TA30S03-05H0AU	TA30S03-L5H0AU	TA30S03-10H0AU	TA30S03-15H0AU	TA30S03-E5H0AU
	500	TA30S03-05J0AU	TA30S03-L5J0AU	TA30S03-10J0AU	TA30S03-15J0AU	TA30S03-E5J0AU
C8	75	—	—	T012S03-10E8AU	T012S03-15E8AU	—
	100	—	—	T012S03-10F0AU	T012S03-15F0AU	—
	150	—	—	T012S03-10F5AU	T012S03-15F5AU	—
	300	T012S03-05H0AU	T012S03-L5H0AU	T012S03-10H0AU	T012S03-15H0AU	T012S03-E5H0AU
	500	T012S03-05J0AU	T012S03-L5J0AU	T012S03-10J0AU	T012S03-15J0AU	T012S03-E5J0AU
Bio C4	75	—	—	TB30S03-10E8AU	TB30S03-15E8AU	—
	100	—	—	TB30S03-10F0AU	TB30S03-15F0AU	—
	150	—	—	TB30S03-10F5AU	TB30S03-15F5AU	—
	300	TB30S03-05H0AU	TB30S03-L5H0AU	TB30S03-10H0AU	TB30S03-15H0AU	TB30S03-E5H0AU
	500	TB30S03-05J0AU	TB30S03-L5J0AU	TB30S03-10J0AU	TB30S03-15J0AU	TB30S03-E5J0AU
Phenyl	75	—	—	TPH12S03-10E8AU	TPH12S03-15E8AU	—
	100	—	—	TPH12S03-10F0AU	TPH12S03-15F0AU	—
	150	—	—	TPH12S03-10F5AU	TPH12S03-15F5AU	—
	300	TPH12S03-05H0AU	TPH12S03-L5H0AU	TPH12S03-10H0AU	TPH12S03-15H0AU	TPH12S03-E5H0AU
	500	TPH12S03-05J0AU	TPH12S03-L5J0AU	TPH12S03-10J0AU	TPH12S03-15J0AU	TPH12S03-E5J0AU
PPF	75	—	—	TPF12S03-10E8AU	TPF12S03-15E8AU	—
	100	—	—	TPF12S03-10F0AU	TPF12S03-15F0AU	—
	150	—	—	TPF12S03-10F5AU	TPF12S03-15F5AU	—
	300	TPF12S03-05H0AU	TPF12S03-L5H0AU	TPF12S03-10H0AU	TPF12S03-15H0AU	TPF12S03-E5H0AU
	500	TPF12S03-05J0AU	TPF12S03-L5J0AU	TPF12S03-10J0AU	TPF12S03-15J0AU	TPF12S03-E5J0AU
Diol-HILIC	75	—	—	TDH12S03-10E8AU	TDH12S03-15E8AU	—
	100	—	—	TDH12S03-10F0AU	TDH12S03-15F0AU	—
	150	—	—	TDH12S03-10F5AU	TDH12S03-15F5AU	—
	300	TDH12S03-05H0AU	TDH12S03-L5H0AU	TDH12S03-10H0AU	TDH12S03-15H0AU	TDH12S03-E5H0AU
	500	TDH12S03-05J0AU	TDH12S03-L5J0AU	TDH12S03-10J0AU	TDH12S03-15J0AU	TDH12S03-E5J0AU

* no holder required, comes with a column coupler

PLEASE NOTE:

For use with Eksigent/Sciex MicroLC systems, order columns with 1/32" (6–40 thread) end-fittings. Use the following tube connectors, Eksigent 6/40 Fitting P/N 5019621 or VICI No Twist One-Piece Fitting P/N ZNF.5FPK(-5) or Optimize EXP®2 Fitting Kit P/N 15-19-04927.

Part numbers for further YMC columns

The specific part number for a given column consists of two parts describing the phase and dimension/hardware details:

Phase – Dimension/hardware

Both parts of the part number can be taken from the tables below:

A selection of YMC RP phases

(first part of part number)

Phase	Particle size [µm]	Part number
YMC-Pack Pro C18, 12 nm	2	AS12S02-
	3	AS12S03-
Hydrosphere C18, 12 nm	2	HS12S02-
	3	HS12S03-
YMC-Pack Pro C18 RS, 8 nm	3	RS08S03-
YMC-Pack Pro C8, 12 nm	3	OS12S03-
YMC-Pack Pro C4, 12 nm	3	BS12S03-

A selection of YMC HILIC/NP phases

(first part of part number)

Phase	Particle size [µm]	Part number
YMC-Pack SIL, 12 nm	3	SL12S03-
YMC-Pack PVA-Sil, 12 nm	5	PV12S05-
YMC-Pack Polyamine II, 12 nm	5	PB12S05-
YMC-Pack NH2, 12 nm	3	NH12S03-
YMC-Pack Diol (NP), 12 nm	3	DN12S03-
YMC-Pack CN, 12 nm	3	CN12S03-

A selection of YMC SEC phases

(first part of part number)

Phase	Particle size [µm]	Part number
YMC-SEC MAB, 25 nm	3	DLM25S03-
YMC-Pack Diol-60, 6 nm	3	DL06S03-
	5	DL06S05-
YMC-Pack Diol-120, 12 nm	3	DL12S03-
	5	DL12S05-
YMC-Pack Diol-200, 20 nm	2	DL20S02-
	3	DL20S03-
	5	DL20S05-
YMC-Pack Diol-300, 30 nm	2	DL30S02-
	3	DL30S03-
	5	DL30S05-

EXAMPLE:

YMC-Pack Pro C18, 12 nm, 3 µm
100 mm x 300 µm
1/16" end fittings

First part: AS12S03-

Second part: -10H0AU

Part number: AS12S03 -10H0AU


Further particle sizes (e.g. 5 µm) or stationary phases (e.g. CHIRALART) available on request.

Dimension/hardware selection (second part of part number)* (max. pressure 55/45 MPa)


Fitting	Column ID [µm]	Column length [mm]				Guard columns with 5 mm length (pack of 3)
		50	75	100	150	
1/16"	500	-05J0AU	-L5J0AU	-10J0AU	-15J0AU	-E5J0AU
	300	-05H0AU	-L5H0AU	-10H0AU	-15H0AU	-E5H0AU
	150	-	-	-10F5AU	-15F5AU	-
	100	-	-	-10F0AU	-15F0AU	-
	75	-	-	-10E8AU	-15E8AU	-
1/32"	500	-05J0RU	-L5J0RU	-10J0RU	-15J0RU	-E5J0RU
	300	-05H0RU	-L5H0RU	-10H0RU	-15H0RU	-E5H0RU

*Not all phase and hardware combinations might be possible.


Please request the following catalogues



(U)HPLC columns
YMC-Triart




YMC Biochromatography
Columns



YMC Chiral
Columns



BioPro IEX Resins



YMC-Triart Prep

The following brands, trademarks, or service marks are the property of the listed company and/or its subsidiaries.

Every effort has been taken to ensure this list is accurate at the time of printing this brochure.

Capcell Pak is a trademark of Shiseido Irica Technology Inc.

Inertsil is a trademark of GL Sciences Inc.

ACQUITY, Atlantis, BEH, BioResolve, CSH, SunFire, Symmetry, XBridge, XTerra are trademarks of Waters Corp.

Aeris, Gemini, Kinetex are trademarks of Phenomenex Inc.

Hypersil GOLD is a trademark of Thermo Fisher Scientific Inc.


Kromasil is a trademark of Nouryon.

AdvanceBio, Zorbax are trademarks of Agilent Technologies Inc.

L-column is a trademark of Chemicals Evaluation and Research Institute.

Ascentis, Express are trademarks of Merck KGaA.

Your local contact:



YMC CO., LTD.
www.ymc.co.jp

YMC Europe GmbH
www.ymc.eu

YMC America, Inc.
www.ymcamerica.com

YMC Schweiz GmbH
www.ymc-schweiz.ch

YMC India Pvt. Ltd.
www.ymcindia.com

YMC Shanghai Rep. Office
www.ymchina.com

YMC Korea Co., Ltd.
www.ymckorea.com

YMC Taiwan Co., Ltd.
www.ymctaiwan.com